



**Kenora Police Services Board
Regular Meeting Agenda**

**Thursday, October 26, 2023
1:00 p.m.
City Hall Council Chambers**

- 1. Roll Call – Chair**
- 2. Land Acknowledgement – Member Poirier**
- 3. Declarations of Pecuniary Interest**
- 4. Approval of the Agenda – Resolution #1**
- 5. Community Partner Presentations/Delegations**
- 6. Swearing in New Member of Board**
 - Joel McGrath
- 7. Minutes of the Previous Meeting(s) – Resolution #2**
 - Regular Board meeting – May 25, 2023
- 8. Business Arising from Minutes (Outstanding Items)**
 - Strategic Plan Next Steps
 - Policies
 - Data Collection (how data is collected)
- 9. Communication Received by the Board**
 - None
- 10. Policies**
- 11. Procedures**
- 12. Compliance**
- 13. Outcomes – Review of Specific Indicators**
- 14. Decisions**
- 15. Human Resources**
- 16. Social Issues Interfacing with Police Services**
- 17. Other Business**

18. Statistical Reporting – Resolution #3

- May-August 2023
- October Crime Report

19. Next Meeting Date

- November 30 @ 9:30 a.m.

20. Adjournment – Resolution #4

That in accordance with Subsection 35(4) of the Police Services Act, authorization is now given for the Police Services Board to adjourn to a closed session under section:

(b) Intimate financial or personal matters (2 items)

21. Reconvene to Open Session & Adjourn – Resolution #5



Kenora Police Services Board Regular Meeting Minutes

Thursday, May 25, 2023
12:30 p.m.
City Hall Council Chambers

Present: S. Dias, Board Chair
A. Poirier, Vice Chair (virtual attendance)
D. Canfield, Member
J. Duggan, Kenora OPP Detachment Commander
J. Neild, Kenora OPP
K. Van Belleghem, Member
H. Pihulak, Board Secretary
J. Kitowski (virtual attendance)

Board Chair S. Dias called the meeting to order at 12:31 p.m. and Member Van Belleghem read the land acknowledgment:

As we gather, we recognize that we are on Treaty Three Lands which are steeped in rich Indigenous history and home to many First Nations, Inuit and Metis people today. We recognize and deeply appreciate their historic connection to this place. We continue to be thankful for the partnerships with Indigenous people and collectively commit to Truth and Reconciliation in our community.

Declarations of Pecuniary Interest

There were none declared.

Approval of the Agenda – Resolution #1

Moved by K. Van Belleghem, Seconded by D. Canfield & Carried: -

That the agenda of the Regular Kenora Police Services Board May 25, 2023 meeting be hereby approved as presented.

Presentations/Delegations

Makwa Patrol

Makwa Patrol started in 2020 and Jennifer has been with them for approximately two years. As we continue to work with partners, are there pamphlets that are provided to advise the public what Makwa Patrol offers. It is outside of scope to offer personal rides to residences, their primary focus is in the downtown area. They now have consistent pick-up days of the needle boxes. The NWHU calls Makwa Patrol to pick up needles, however, they do not receive any funding support from the NWHU to provide this service.

Minutes of the Previous Meeting(s) – Resolution #2

Moved by K. Van Belleghem, Seconded by D. Canfield & Carried: -

That the minutes of the following meetings of the Kenora Police Services Board be confirmed as written and circulated:

- Regular Board meeting - February 23, 2023
- Regular Board meeting – March 30, 2023
- Special Board meeting – April 11, 2023

Business Arising from Minutes (Outstanding Items)

➤ Strategic Plan Community Open House

This will be an introduction to the PSB strategic plan and statistics. We want people to know what is happening as opposed to what they are seeing and happening online. The focus of the meeting is about the strat plan. We will focus on the specific areas and goals of the document.

The meeting on the 22nd should be the roll out of the plan and at that meeting explain it. Better to have them hear directly when we release it, what it's about and how structure implementation and how to measure successes and then we don't get a bunch of people speculating on a document without background information.

Context of the process at the front – releasing of the overview and focus on the areas and deliverables. Jeff will come in on data points. Beneficial on consultation process and feedback on the survey results.

It is 2022-2026 making sure that we have that communication been working on. We don't release ahead of time, and we have the communication out there.

Heather will work with Jeff on data points around the plan and key areas and provide a presentation format for review and feedback. The Board would like to live stream the event.

Communication Received by the Board

None

1. Policies

The Board reviewed the policies included in the agenda package which includes:

- Travel & Per Diems
- Found, Stolen or Seized Money
- Found, Stolen or Seized Property
- Use of Board Resources During Elections

The Board agreed that all policies can come forward without the seized property one which requires further update and discussion.

2. Procedures

3. Compliance

4. Outcomes – Review of Specific Indicators

5. Decisions

6. Human Resources

7. Social Issues Interfacing with Police Services

8. Other Business

9. Statistical Reporting – Resolution #3

Moved by K. Van Belleghem, Seconded by D. Canfield & Carried: -

That the Kenora Police Services Board hereby accepts the Kenora OPP monthly report for the month of March and April 2023.

It was questioned if the Board could schedule some time to understand how the data is collected. Would like to have a base level understanding of how the stats are gathered. We can have an analyst dial in and explain that to the Board.

The policing costs are unchanged from last meeting. Estimated costs next year \$6.3M. In comparison to March and April of 2022.

459 foot patrol hours over the two months. 929 hours of general patrol and overall 13,993 hours spent on the City of Kenora by all the members at the detachment.

169 total POA notices issued and 92 warnings total 193 offence notice occurrences.

Behavioural mental health time is sitting at 1 hour 32 minutes in the hospital. The detachment is having another meeting with staff from the LOWDH including the manager of four north, emergency department to discuss the overall management. LOWDH is in the same boat as most organizations which are short staffed and they have two social workers in hospital most days, usually get out of hospital as quickly as possible.

Stolen vehicles – investigation ongoing one person charged with the first theft. People are stealing vehicles with keys in the cars. We know people are going through cars, lock your doors and ensure that car is locked and house is locked. The liability and risk associated with someone stealing a car is very high. Remind the public to lock doors and keep keys out of car.

Lots of officers working for the May long weekend and they only received 190 calls for service which is average for a long weekend. Talk about Canada Road Safety week and Boaters Safety week – abiding by the regulations. Need to have a life jacket in your boat and have it immediately available, not buried in your boat.

10. Next Meeting Date

- June 29, 2023 @ 9:30 a.m. Open forum on June 22nd at 6:30 p.m.

11. Adjournment – Resolution #4

Moved by K. Van Belleghem, Seconded by D. Canfield & Carried: -

That in accordance with Subsection 35(4) of the Police Services Act, authorization is now given for the Police Services Board to adjourn to a closed session at 1:26 p.m. under section:
(b) Intimate financial or personal matters (3 items)

12. Reconvene to Open Session & Adjourn – Resolution #5

Reconvene & Adjournment – Resolution #5

Moved by K. van Belleghem, Seconded by D. Canfield & Carried: -

That the Board reconvenes to its open session 2:10 p.m. with no reports from its closed session.

That the Regular Kenora Police Services Board meeting be hereby adjourned at 2:10 p.m.



Kenora Detachment
350 Hwy 17A
Kenora, On, P9N 3X7
807-548-5534

Inspector Jeffrey P. Duggan
Detachment Commander

Report to Kenora Police Services Board

MAY – AUGUST

2023

⋮

Financial:

See MPB Financial Report

Policing Annual Costs:

Actual Costs – 2011	\$ 6,171,359.00
Actual Costs – 2012	\$ 5,882,408.00
Actual costs – 2013	\$ 5,917,335.00
Actual costs – 2014	\$6,712,397.00
Actual Costs – 2015	\$6,464,472.00
Actual Costs – 2016	\$6,047,978.00
Actual cost – 2017	\$5,631,454.00
Actual Costs – 2018	\$5,813,375.00
Actual Costs – 2019	\$6,150,401.00
Actual Costs – 2020	\$ 5,991,453.00
Actual Cost – 2021	\$6,368,136.00
Actual Cost 2022	\$ 6,853,809.00
Estimated Costs 2023	\$5,871,708.00
Estimated Costs 2024	\$ 6,770,082.00

.....
Operations:

Total Number of Calls for Service:

May 1468
June 1414
July 1528
August 1388

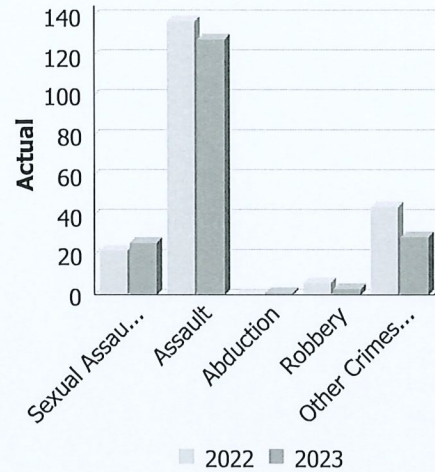
****** Excluding Criminal Record Checks and E Tickets******

.....

Police Services Board Report for Kenora PSB May 2023 - August 2023
Records Management System
May to August - 2023

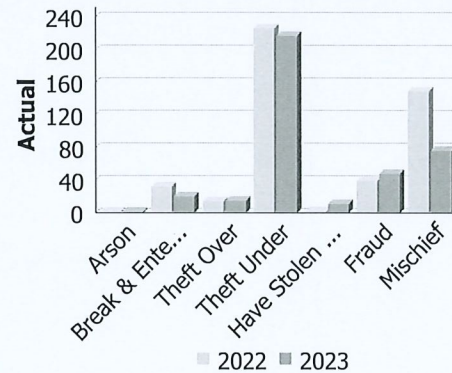
Violent Crime

Actual	May to August			Year to Date - August		
	2022	2023	% Change	2022	2023	% Change
Murder	0	0	--	0	0	--
Other Offences Causing Death	0	0	--	0	0	--
Attempted Murder	0	0	--	0	0	--
Sexual Assault	22	26	18.2%	41	40	-2.4%
Assault	137	128	-6.6%	220	222	0.9%
Abduction	0	1	--	1	2	100.0%
Robbery	6	3	-50.0%	9	7	-22.2%
Other Crimes Against a Person	44	29	-34.1%	80	57	-28.8%
Total	209	187	-10.5%	351	328	-6.6%



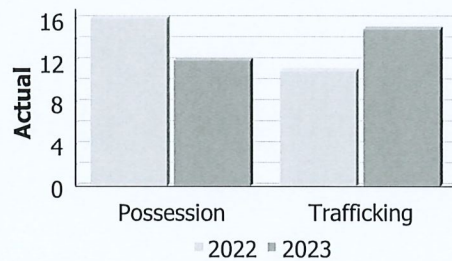
Property Crime

Actual	May to August			Year to Date - August		
	2022	2023	% Change	2022	2023	% Change
Arson	1	1	0.0%	2	1	-50.0%
Break & Enter	32	20	-37.5%	65	44	-32.3%
Theft Over	14	15	7.1%	27	21	-22.2%
Theft Under	226	217	-4.0%	408	394	-3.4%
Have Stolen Goods	2	11	450.0%	3	15	400.0%
Fraud	39	48	23.1%	76	99	30.3%
Mischief	149	76	-49.0%	227	141	-37.9%
Total	463	388	-16.2%	808	715	-11.5%



Drug Crime

Actual	May to August			Year to Date - August		
	2022	2023	% Change	2022	2023	% Change
Possession	16	12	-25.0%	31	22	-29.0%
Trafficking	11	15	36.4%	17	25	47.1%
Importation and Production	0	0	--	0	0	--
Total	27	27	0.0%	48	47	-2.1%



Detachment: 2F - KENORA
Location code(s): 2F00 - KENORA
Area code(s): 2008 - Kenora
Data source date:
 2023/10/14

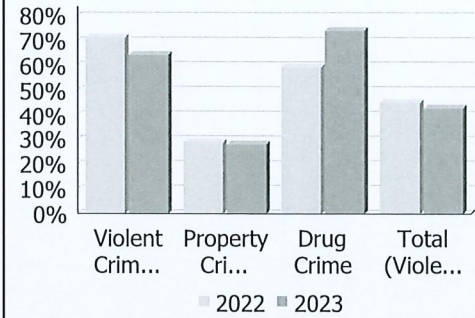
Report Generated by:
 Duggan, Jeffrey

Report Generated on:
 20-Oct-23 1:08:13 PM
 PP-CSC-Operational Planning-4300

Police Services Board Report for Kenora PSB May 2023 - August 2023
Records Management System
May to August - 2023

Clearance Rate

Clearance Rate	May to August			Year to Date - August		
	2022	2023	Difference	2022	2023	Difference
Violent Crime	71.3%	64.2%	-7.1%	71.5%	68.9%	-2.6%
Property Crime	28.9%	28.1%	-0.9%	32.2%	31.0%	-1.1%
Drug Crime	59.3%	74.1%	14.8%	68.8%	68.1%	-0.7%
Total (Violent, Property & Drug)	45.0%	42.8%	-2.3%	47.1%	45.7%	-1.4%



Data contained within this report is dynamic in nature and numbers will change over time as the Ontario Provincial Police continue to investigate and solve crime.

Data Utilized

- Major Crimes
- Niche RMS All Offence Level Business Intelligence Cube

Detachment: 2F - KENORA
Location code(s): 2F00 - KENORA
Area code(s): 2008 - Kenora
Data source date:
 2023/10/14

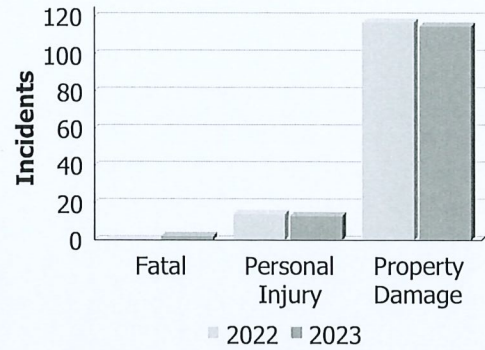
Report Generated by:
 Duggan, Jeffrey

Report Generated on:
 20-Oct-23 1:08:13 PM
 PP-CSC-Operational Planning-4300

Police Services Board Report for Kenora PSB May 2023 - August 2023
Collision Reporting System
May to August - 2023

Motor Vehicle Collisions by Type

Incidents	May to August			Year to Date - August		
	2022	2023	% Change	2022	2023	% Change
Fatal	0	2	--	0	3	--
Personal Injury	14	13	-7.1%	21	22	4.8%
Property Damage	117	115	-1.7%	305	246	-19.3%
Total	131	130	-0.8%	326	271	-16.9%



Data Utilized

- SQL online application reporting system – OPP CRS 2.3.09
- Collision Reporting System Business Intelligence Cube

Detachment: 2F - KENORA
Location code(s): 2F00-KENORA
Data source date:
 2023/10/19

Report Generated by:
 Duggan, Jeffrey

Report Generated on:
 20-Oct-23 1:06:37 PM
 PP-CSC-Operational Planning-4300

OPP eTicket Dashboard

Overview

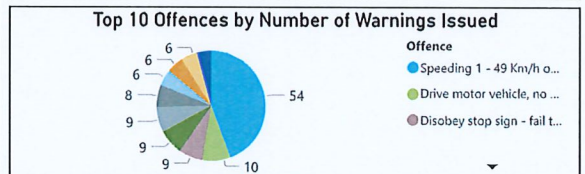
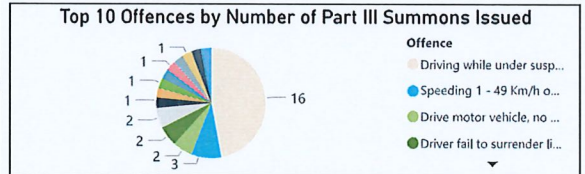
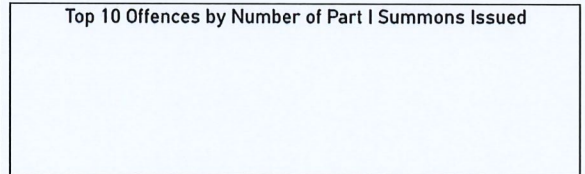
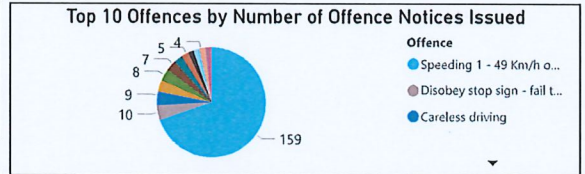
Region: North-West
 Duty Location: 2F00
 Reported Time: 5/1/2023 - 8/31/2023

440 Occurrences	360 Total Charges*	326 Offence Notices	0 Part I Summons	34 Part III Summons	198 Warnings
---------------------------	------------------------------	-------------------------------	----------------------------	-------------------------------	------------------------

*Charge counts represent the total number of Offence Notices, Part I Summons and Part III Summons issued. Warnings are not included.

Duty - Municipality	Occurrences	Total Charges	Offence Notices	Part I Summons	Part III Summons	Warnings
2F00 - KENORA	253	203	174	0	29	114
2F00 - KIRKUP TWP	47	35	35	0	0	24
2F00 - PELLATT TWP	35	26	22	0	4	15
2F00 - UNSPECIFIED	31	27	26	0	1	14
2F00 - FORGIE TWP	18	18	18	0	0	5
2F00 - HAYCOCK TWP	16	17	17	0	0	6
Total	440	360	326	0	34	198

Reporting Officer	Occurrences	Total Charges	Offence Notices	Part I Summons	Part III Summons	Warnings
#11726 MARC WALSH	51	28	28	0	0	34
#14952 NICK FEDCHAK	41	46	42	0	4	27
#9789 MICHAEL BARCLAY	41	41	40	0	1	1
#11794 BENOIT MARTIN	26	23	13	0	10	14
#14954 CORBEN FULLER	22	18	17	0	1	11
#9752 VERN JENNER	18	6	6	0	0	12
Total	440	360	326	0	34	198



Police Services Board Report for Kenora PSB report May 2023- August 2023
2023/May to 2023/Aug

Public Complaints	
Policy	0
Service	0
Conduct	0

Date information collected from Professional Standards Bureau Commander Reports: 2023-10-20

Data Source

Ontario Provincial Police, Professional Standards Bureau Commander Reports
 - Includes all public policy, service and conduct complaints submitted to the Office of the Independent Police Review Director (OIPRD)

Secondary Employment

Daily Activity Reporting Patrol Hours	
Total Hours	2023/May to 2023/Aug
Number of Cruiser Patrol Hours	1,606.50
Number of Motorcycle Patrol Hours	0.00
Number of Marine Patrol Hours	18.50
Number of ATV Patrol Hours	0.00
Number of Snowmobile Patrol Hours	0.00
Number of Bicycle Patrol Hours	39.50
Number of Foot Patrol Hours	948.75
Number of School Patrol Hours	157.25

Data source (Daily Activity Reporting System) date: 2023/10/14

Detachment: 2F - KENORA
Location code(s): 2F00 - KENORA
Area code(s): 2008 - Kenora (old association)

Report Generated by:
 Duggan, Jeffrey

Report Generated on:
 20-Oct-23 1:02:47 PM
 PP-CSC-Operational Planning-4300

CITY OF KENORA
VIOLENT OCCURRENCE COUNTS AND CLEARANCE RATES

Data extracted: 23 August 2023
 Submission date: 28 August 2023

TOTAL VIOLENT OCCURRENCES [ALL 1* VIOLATIONS - FIRST LEVEL]

FOR A LIST OF INCLUDED VIOLATIONS [Click here](#)

	JAN	FEB	MAR	APR	MAY	JUN	JULY	YTD2023 JUL	YTD2022 JUL	YTD % CHANGE	YTD2023 CLR RATE
ZP00 - KENORA	37	47	40	35	53	49	53	314	351	-11%	73%
ALL OPP REGIONS											67%

ASSAULT OCCURRENCES [FIRST LEVEL]

FOR A LIST OF INCLUDED VIOLATIONS [Click here](#)

	JAN	FEB	MAR	APR	MAY	JUN	JULY	YTD2023 JUL	YTD2022 JUL	YTD % CHANGE	YTD2023 CLR RATE
ZP00 - KENORA	21	27	26	23	32	32	32	193	191	1%	80%
ALL OPP REGIONS											79%

SEXUAL ASSAULT OCCURRENCES [FIRST LEVEL]

FOR A LIST OF INCLUDED VIOLATIONS [Click here](#)

	JAN	FEB	MAR	APR	MAY	JUN	JULY	YTD2023 JUL	YTD2022 JUL	YTD % CHANGE	YTD2023 CLR RATE
ZP00 - KENORA	5	5	3	1	8	5	8	35	43	-19%	45%
ALL OPP REGIONS											62%

CRIMINAL HARASSMENT OCCURRENCES [FIRST LEVEL]

FOR A LIST OF INCLUDED VIOLATIONS [Click here](#)

	JAN	FEB	MAR	APR	MAY	JUN	JULY	YTD2023 JUL	YTD2022 JUL	YTD % CHANGE	YTD2023 CLR RATE
ZP00 - KENORA	1	1	1	4	1	2	0	10	25	-60%	40%
ALL OPP REGIONS											46%

DOMESTIC DISTURBANCE OCCURRENCES [ALL LEVELS]

	JAN	FEB	MAR	APR	MAY	JUN	JULY	YTD2023 JUL	YTD2022 JUL	YTD % CHANGE
ZP00 - KENORA	37	34	41	36	42	43	52	285	312	-9%

CITY OF KENORA CHARGES

Data extracted: August 28, 2023

Submission date: August 28, 2023

CRIMINAL CODE CHARGES

	JAN	FEB	MAR	APR	MAY	JUN	JULY	YTD2023 JUL	YTD2022 JUL	YTD % CHANGE
2F00 - KENORA	139	149	150	124	190	149	121	1022	933	10%

CONTROLLED DRUGS & SUBSTANCES ACT CHARGES

	JAN	FEB	MAR	APR	MAY	JUN	JULY	YTD2023 JUL	YTD2022 JUL	YTD % CHANGE
2F00 - KENORA	15	2	1	7	17	18	9	69	59	17%

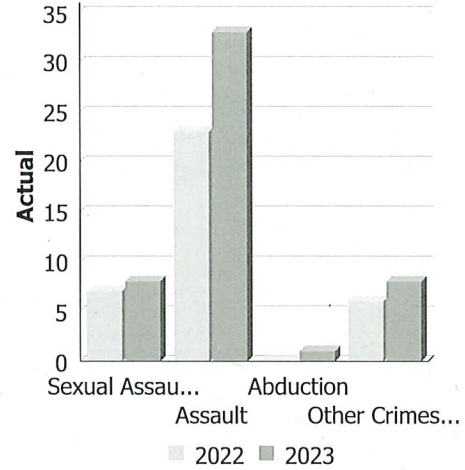
LLCA CHARGES

	JAN	FEB	MAR	APR	MAY	JUN	JULY	YTD2023 JUL	YTD2022 JUL	YTD % CHANGE
2F00 - KENORA	0	5	1	1	6	0	4	17	21	-19%

Police Services Board Report for Kenora PSB report May 2023
Records Management System
May - 2023

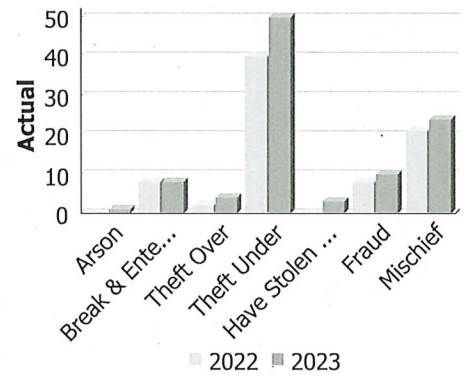
Violent Crime

Actual	May			Year to Date - May		
	2022	2023	% Change	2022	2023	% Change
Murder	0	0	--	0	0	--
Other Offences Causing Death	0	0	--	0	0	--
Attempted Murder	0	0	--	0	0	--
Sexual Assault	7	8	14.3%	26	22	-15.4%
Assault	23	33	43.5%	106	127	19.8%
Abduction	0	1	--	1	2	100.0%
Robbery	0	0	--	3	4	33.3%
Other Crimes Against a Person	6	8	33.3%	42	36	-14.3%
Total	36	50	38.9%	178	191	7.3%



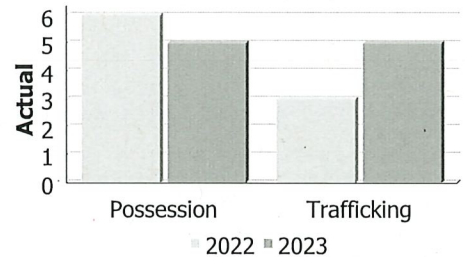
Property Crime

Actual	May			Year to Date - May		
	2022	2023	% Change	2022	2023	% Change
Arson	0	1	--	1	1	0.0%
Break & Enter	8	8	0.0%	41	32	-22.0%
Theft Over	2	4	100.0%	15	10	-33.3%
Theft Under	40	50	25.0%	222	227	2.3%
Have Stolen Goods	0	3	--	1	7	600.0%
Fraud	8	10	25.0%	45	61	35.6%
Mischief	21	24	14.3%	99	89	-10.1%
Total	79	100	26.6%	424	427	0.7%



Drug Crime

Actual	May			Year to Date - May		
	2022	2023	% Change	2022	2023	% Change
Possession	6	5	-16.7%	21	15	-28.6%
Trafficking	3	5	66.7%	9	15	66.7%
Importation and Production	0	0	--	0	0	--
Total	9	10	11.1%	30	30	0.0%



Detachment: 2F - KENORA
Location code(s): 2F00 - KENORA
Area code(s): 2008 - Kenora
Data source date:
 2023/10/14

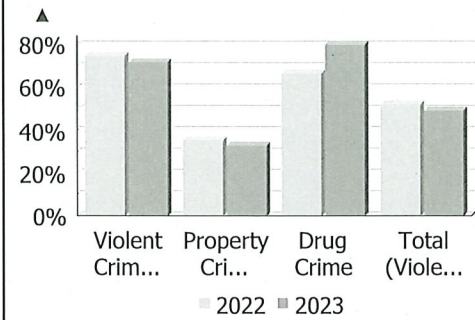
Report Generated by:
 Duggan, Jeffrey

Report Generated on:
 20-Oct-23 1:38:32 PM
 PP-CSC-Operational Planning-4300

Police Services Board Report for Kenora PSB report May 2023
Records Management System
May - 2023

Clearance Rate

Clearance Rate	May			Year to Date - May		
	2022	2023	Difference	2022	2023	Difference
Violent Crime	75.0%	72.0%	-3.0%	72.5%	74.4%	1.9%
Property Crime	35.4%	33.0%	-2.4%	36.3%	34.2%	-2.1%
Drug Crime	66.7%	80.0%	13.3%	76.7%	66.7%	-10.0%
Total (Violent, Property & Drug)	52.3%	49.4%	-2.9%	50.5%	49.3%	-1.1%



Data contained within this report is dynamic in nature and numbers will change over time as the Ontario Provincial Police continue to investigate and solve crime.

Data Utilized

- Major Crimes
- Niche RMS All Offence Level Business Intelligence Cube

Detachment: 2F - KENORA
Location code(s): 2F00 - KENORA
Area code(s): 2008 - Kenora
Data source date:
 2023/10/14

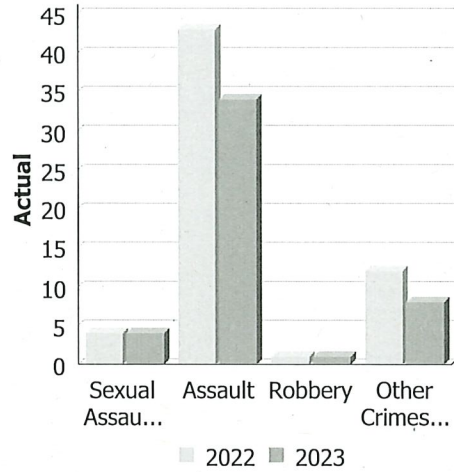
Report Generated by:
 Duggan, Jeffrey

Report Generated on:
 20-Oct-23 1:38:32 PM
 PP-CSC-Operational Planning-4300

Police Services Board Report for Kenora PSB report June 2023
Records Management System
June - 2023

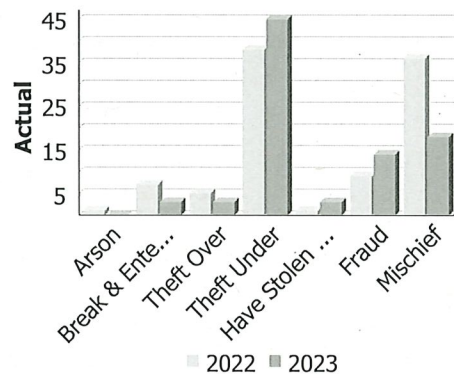
Violent Crime

Actual	June			Year to Date - June		
	2022	2023	% Change	2022	2023	% Change
Murder	0	0	--	0	0	--
Other Offences Causing Death	0	0	--	0	0	--
Attempted Murder	0	0	--	0	0	--
Sexual Assault	4	4	0.0%	30	26	-13.3%
Assault	43	34	-20.9%	149	161	8.1%
Abduction	0	0	--	1	2	100.0%
Robbery	1	1	0.0%	4	5	25.0%
Other Crimes Against a Person	12	8	-33.3%	54	44	-18.5%
Total	60	47	-21.7%	238	238	0.0%



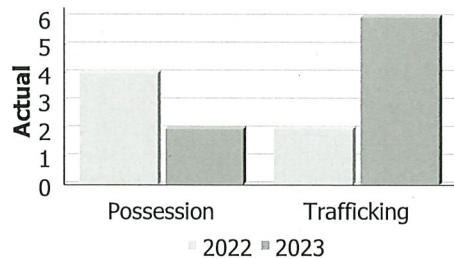
Property Crime

Actual	June			Year to Date - June		
	2022	2023	% Change	2022	2023	% Change
Arson	1	0	-100.0%	2	1	-50.0%
Break & Enter	7	3	-57.1%	48	35	-27.1%
Theft Over	5	3	-40.0%	20	13	-35.0%
Theft Under	38	45	18.4%	260	272	4.6%
Have Stolen Goods	1	3	200.0%	2	10	400.0%
Fraud	9	14	55.6%	54	75	38.9%
Mischief	36	18	-50.0%	135	107	-20.7%
Total	97	86	-11.3%	521	513	-1.5%



Drug Crime

Actual	June			Year to Date - June		
	2022	2023	% Change	2022	2023	% Change
Possession	4	2	-50.0%	25	17	-32.0%
Trafficking	2	6	200.0%	11	21	90.9%
Importation and Production	0	0	--	0	0	--
Total	6	8	33.3%	36	38	5.6%



Detachment: 2F - KENORA
Location code(s): 2F00 - KENORA
Area code(s): 2008 - Kenora
Data source date:
 2023/10/14

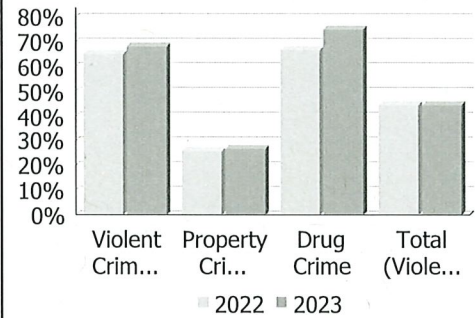
Report Generated by:
 Duggan, Jeffrey

Report Generated on:
 20-Oct-23 1:39:31 PM
 PP-CSC-Operational Planning-4300

Police Services Board Report for Kenora PSB report June 2023
Records Management System
June - 2023

Clearance Rate

Clearance Rate	June			Year to Date - June		
	2022	2023	Difference	2022	2023	Difference
Violent Crime	65.0%	68.1%	3.1%	70.6%	73.1%	2.5%
Property Crime	25.8%	26.7%	1.0%	34.4%	32.9%	-1.4%
Drug Crime	66.7%	75.0%	8.3%	75.0%	68.4%	-6.6%
Total (Violent, Property & Drug)	44.4%	44.4%	0.0%	49.2%	48.5%	-0.8%



Data contained within this report is dynamic in nature and numbers will change over time as the Ontario Provincial Police continue to investigate and solve crime.

Data Utilized

- Major Crimes
- Niche RMS All Offence Level Business Intelligence Cube

Detachment: 2F - KENORA
Location code(s): 2F00 - KENORA
Area code(s): 2008 - Kenora
Data source date:
 2023/10/14

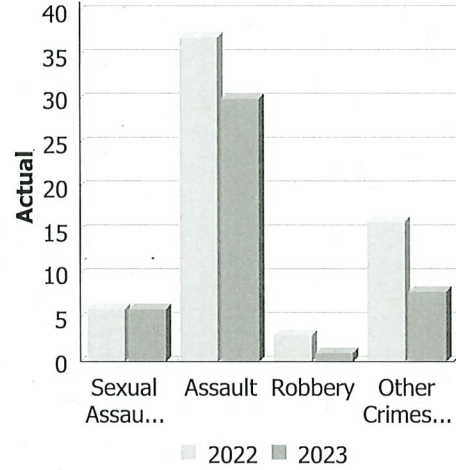
Report Generated by:
 Duggan, Jeffrey

Report Generated on:
 20-Oct-23 1:39:31 PM
 PP-CSC-Operational Planning-4300

Police Services Board Report for Kenora PSB report July 2023
Records Management System
July - 2023

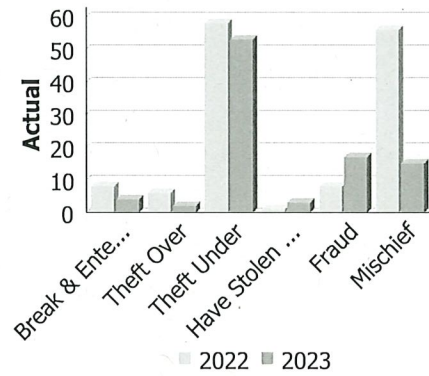
Violent Crime

Actual	July			Year to Date - July		
	2022	2023	% Change	2022	2023	% Change
Murder	0	0	--	0	0	--
Other Offences Causing Death	0	0	--	0	0	--
Attempted Murder	0	0	--	0	0	--
Sexual Assault	6	6	0.0%	36	32	-11.1%
Assault	37	30	-18.9%	186	191	2.7%
Abduction	0	0	--	1	2	100.0%
Robbery	3	1	-66.7%	7	6	-14.3%
Other Crimes Against a Person	16	8	-50.0%	70	52	-25.7%
Total	62	45	-27.4%	300	283	-5.7%



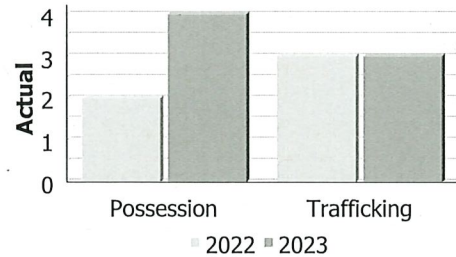
Property Crime

Actual	July			Year to Date - July		
	2022	2023	% Change	2022	2023	% Change
Arson	0	0	--	2	1	-50.0%
Break & Enter	8	4	-50.0%	56	39	-30.4%
Theft Over	6	2	-66.7%	26	15	-42.3%
Theft Under	58	53	-8.6%	318	325	2.2%
Have Stolen Goods	1	3	200.0%	3	13	333.3%
Fraud	8	17	112.5%	62	92	48.4%
Mischief	56	15	-73.2%	191	122	-36.1%
Total	137	94	-31.4%	658	607	-7.8%



Drug Crime

Actual	July			Year to Date - July		
	2022	2023	% Change	2022	2023	% Change
Possession	2	4	100.0%	27	21	-22.2%
Trafficking	3	3	0.0%	14	24	71.4%
Importation and Production	0	0	--	0	0	--
Total	5	7	40.0%	41	45	9.8%



Detachment: 2F - KENORA
Location code(s): 2F00 - KENORA
Area code(s): 2008 - Kenora
Data source date:
 2023/10/14

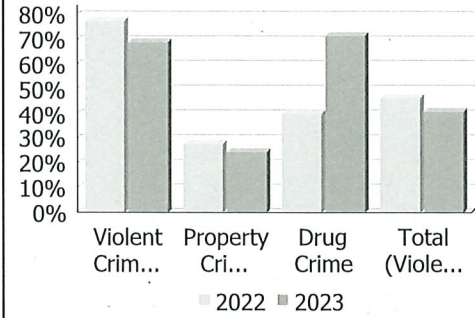
Report Generated by:
 Duggan, Jeffrey

Report Generated on:
 20-Oct-23 1:40:06 PM
 PP-CSC-Operational Planning-4300

Police Services Board Report for Kenora PSB report July 2023
Records Management System
July - 2023

Clearance Rate

Clearance Rate	July			Year to Date - July		
	2022	2023	Difference	2022	2023	Difference
Violent Crime	77.4%	68.9%	-8.5%	72.0%	72.4%	0.4%
Property Crime	27.7%	24.5%	-3.3%	33.0%	31.6%	-1.4%
Drug Crime	40.0%	71.4%	31.4%	70.7%	68.9%	-1.8%
Total (Violent, Property & Drug)	46.3%	40.8%	-5.5%	48.6%	47.3%	-1.3%



Data contained within this report is dynamic in nature and numbers will change over time as the Ontario Provincial Police continue to investigate and solve crime.

Data Utilized

- Major Crimes
- Niche RMS All Offence Level Business Intelligence Cube

Detachment: 2F - KENORA
Location code(s): 2F00 - KENORA
Area code(s): 2008 - Kenora
Data source date:
 2023/10/14

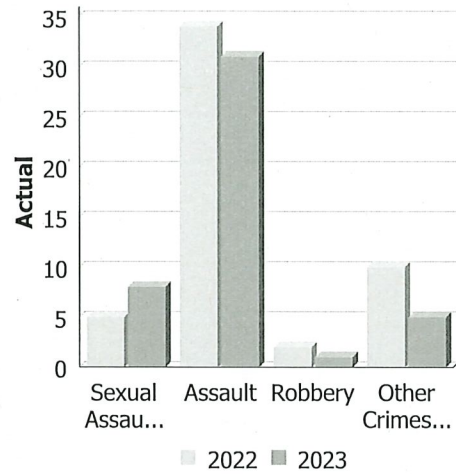
Report Generated by:
 Duggan, Jeffrey

Report Generated on:
 20-Oct-23 1:40:06 PM
 PP-CSC-Operational Planning-4300

Police Services Board Report for Kenora PSB report August 2023
Records Management System
August - 2023

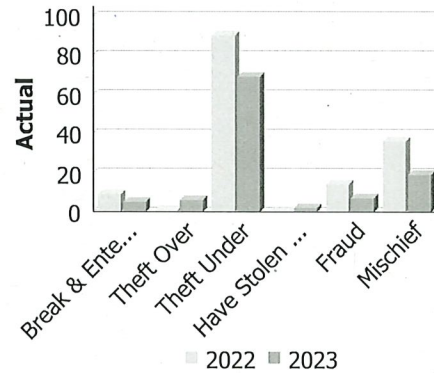
Violent Crime

Actual	August			Year to Date - August		
	2022	2023	% Change	2022	2023	% Change
Murder	0	0	--	0	0	--
Other Offences Causing Death	0	0	--	0	0	--
Attempted Murder	0	0	--	0	0	--
Sexual Assault	5	8	60.0%	41	40	-2.4%
Assault	34	31	-8.8%	220	222	0.9%
Abduction	0	0	--	1	2	100.0%
Robbery	2	1	-50.0%	9	7	-22.2%
Other Crimes Against a Person	10	5	-50.0%	80	57	-28.8%
Total	51	45	-11.8%	351	328	-6.6%



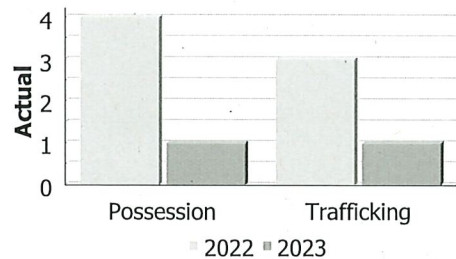
Property Crime

Actual	August			Year to Date - August		
	2022	2023	% Change	2022	2023	% Change
Arson	0	0	--	2	1	-50.0%
Break & Enter	9	5	-44.4%	65	44	-32.3%
Theft Over	1	6	500.0%	27	21	-22.2%
Theft Under	90	69	-23.3%	408	394	-3.4%
Have Stolen Goods	0	2	--	3	15	400.0%
Fraud	14	7	-50.0%	76	99	30.3%
Mischief	36	19	-47.2%	227	141	-37.9%
Total	150	108	-28.0%	808	715	-11.5%



Drug Crime

Actual	August			Year to Date - August		
	2022	2023	% Change	2022	2023	% Change
Possession	4	1	-75.0%	31	22	-29.0%
Trafficking	3	1	-66.7%	17	25	47.1%
Importation and Production	0	0	--	0	0	--
Total	7	2	-71.4%	48	47	-2.1%



Detachment: 2F - KENORA
Location code(s): 2F00 - KENORA
Area code(s): 2008 - Kenora
Data source date:
 2023/10/14

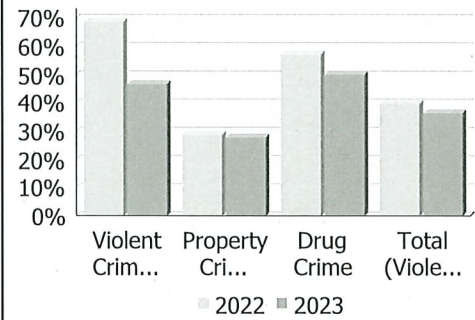
Report Generated by:
 Duggan, Jeffrey

Report Generated on:
 20-Oct-23 1:40:36 PM
 PP-CSC-Operational Planning-4300

Police Services Board Report for Kenora PSB report August 2023
Records Management System
August - 2023

Clearance Rate

Clearance Rate	August			Year to Date - August		
	2022	2023	Difference	2022	2023	Difference
Violent Crime	68.6%	46.7%	-22.0%	71.5%	68.9%	-2.6%
Property Crime	28.7%	27.8%	-0.9%	32.2%	31.0%	-1.1%
Drug Crime	57.1%	50.0%	-7.1%	68.8%	68.1%	-0.7%
Total (Violent, Property & Drug)	39.7%	36.4%	-3.3%	47.1%	45.7%	-1.4%



Data contained within this report is dynamic in nature and numbers will change over time as the Ontario Provincial Police continue to investigate and solve crime.

Data Utilized

- Major Crimes
- Niche RMS All Offence Level Business Intelligence Cube

Detachment: 2F - KENORA
Location code(s): 2F00 - KENORA
Area code(s): 2008 - Kenora
Data source date:
 2023/10/14

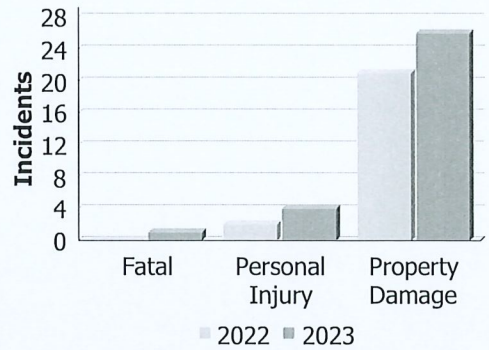
Report Generated by:
 Duggan, Jeffrey

Report Generated on:
 20-Oct-23 1:40:36 PM
 PP-CSC-Operational Planning-4300

Police Services Board Report for May 2023 PSB Report
Collision Reporting System
May - 2023

Motor Vehicle Collisions by Type

Incidents	May			Year to Date - May		
	2022	2023	% Change	2022	2023	% Change
Fatal	0	1	--	0	2	--
Personal Injury	2	4	100.0%	9	13	44.4%
Property Damage	21	26	23.8%	209	157	-24.9%
Total	23	31	34.8%	218	172	-21.1%



Data Utilized

- SQL online application reporting system – OPP CRS 2.3.09
- Collision Reporting System Business Intelligence Cube

Detachment: 2F - KENORA
Location code(s): 2F00-KENORA
Data source date:
 2023/10/19

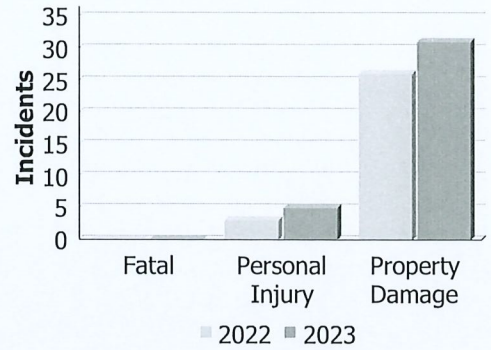
Report Generated by:
 Duggan, Jeffrey

Report Generated on:
 20-Oct-23 1:25:39 PM
 PP-CSC-Operational Planning-4300

Police Services Board Report for June 2023 PSB Report
Collision Reporting System
June - 2023

Motor Vehicle Collisions by Type

Incidents	June			Year to Date - June		
	2022	2023	% Change	2022	2023	% Change
Fatal	0	0	--	0	2	--
Personal Injury	3	5	66.7%	12	18	50.0%
Property Damage	26	31	19.2%	235	188	-20.0%
Total	29	36	24.1%	247	208	-15.8%



Data Utilized

- SQL online application reporting system – OPP CRS 2.3.09
- Collision Reporting System Business Intelligence Cube

Detachment: 2F - KENORA
Location code(s): 2F00-KENORA
Data source date:
 2023/10/19

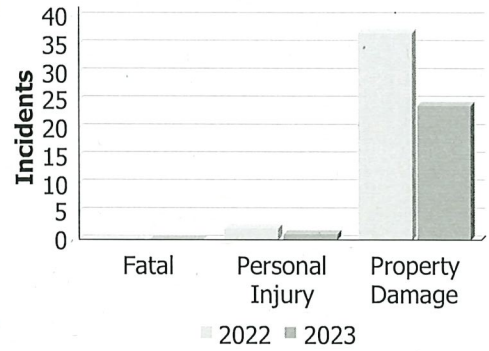
Report Generated by:
 Duggan, Jeffrey

Report Generated on:
 20-Oct-23 1:26:57 PM
 PP-CSC-Operational Planning-4300

Police Services Board Report for July 2023 PSB Report
Collision Reporting System
July - 2023

Motor Vehicle Collisions by Type

Incidents	July			Year to Date - July		
	2022	2023	% Change	2022	2023	% Change
Fatal	0	0	--	0	2	--
Personal Injury	2	1	-50.0%	14	19	35.7%
Property Damage	37	24	-35.1%	272	212	-22.1%
Total	39	25	-35.9%	286	233	-18.5%



Data Utilized

- SQL online application reporting system – OPP CRS 2.3.09
- Collision Reporting System Business Intelligence Cube

Detachment: 2F - KENORA
Location code(s): 2F00-KENORA
Data source date:
 2023/10/19

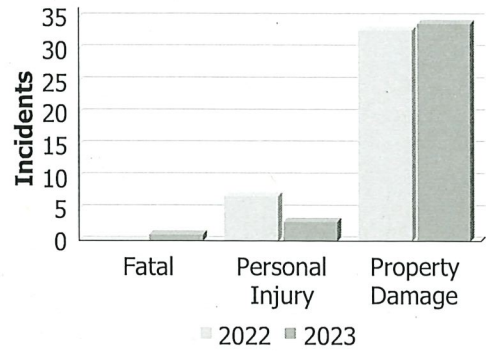
Report Generated by:
 Duggan, Jeffrey

Report Generated on:
 20-Oct-23 1:33:56 PM
 PP-CSC-Operational Planning-4300

Police Services Board Report for August 2023 PSB Report
Collision Reporting System
August - 2023

Motor Vehicle Collisions by Type

Incidents	August			Year to Date - August		
	2022	2023	% Change	2022	2023	% Change
Fatal	0	1	--	0	3	--
Personal Injury	7	3	-57.1%	21	22	4.8%
Property Damage	33	34	3.0%	305	246	-19.3%
Total	40	38	-5.0%	326	271	-16.9%



Data Utilized

- SQL online application reporting system – OPP CRS 2.3.09
- Collision Reporting System Business Intelligence Cube

Detachment: 2F - KENORA
Location code(s): 2F00-KENORA
Data source date:
 2023/10/19

Report Generated by:
 Duggan, Jeffrey

Report Generated on:
 20-Oct-23 1:34:58 PM
 PP-CSC-Operational Planning-4300

Police Services Board Report for MAY PSB Report 2023
2023/May

Public Complaints	
Policy	0
Service	0
Conduct	0

Date information collected from Professional Standards Bureau Commander Reports: 2023-10-20

Data Source

Ontario Provincial Police, Professional Standards Bureau Commander Reports
- Includes all public policy, service and conduct complaints submitted to the Office of the Independent Police Review Director (OIPRD)

Secondary Employment

Daily Activity Reporting Patrol Hours	
Total Hours	2023/May
Number of Cruiser Patrol Hours	362.00
Number of Motorcycle Patrol Hours	0.00
Number of Marine Patrol Hours	0.00
Number of ATV Patrol Hours	0.00
Number of Snowmobile Patrol Hours	0.00
Number of Bicycle Patrol Hours	12.00
Number of Foot Patrol Hours	239.00
Number of School Patrol Hours	76.50

Data source (Daily Activity Reporting System) date: 2023/10/14

Detachment: 2F - KENORA
Location code(s): 2F00 - KENORA
Area code(s): 2008 - Kenora (old association)

Report Generated by:
Duggan, Jeffrey

Report Generated on:
20-Oct-23 1:20:00 PM
PP-CSC-Operational Planning-4300

Police Services Board Report for June PSB Report 2023
2023/Jun

Public Complaints	
Policy	0
Service	0
Conduct	0

Date information collected from Professional Standards Bureau Commander Reports: 2023-10-20

Data Source

Ontario Provincial Police, Professional Standards Bureau Commander Reports
- Includes all public policy, service and conduct complaints submitted to the Office of the Independent Police Review Director (OIPRD)

Secondary Employment

Daily Activity Reporting Patrol Hours	
Total Hours	2023/Jun
Number of Cruiser Patrol Hours	397.25
Number of Motorcycle Patrol Hours	0.00
Number of Marine Patrol Hours	0.00
Number of ATV Patrol Hours	0.00
Number of Snowmobile Patrol Hours	0.00
Number of Bicycle Patrol Hours	3.00
Number of Foot Patrol Hours	249.25
Number of School Patrol Hours	64.25

Data source (Daily Activity Reporting System) date: 2023/10/14

Detachment: 2F - KENORA
Location code(s): 2F00 - KENORA
Area code(s): 2008 - Kenora (old association)

Report Generated by:
Duggan, Jeffrey

Report Generated on:
20-Oct-23 1:22:11 PM
PP-CSC-Operational Planning-4300

Police Services Board Report for July PSB Report 2023
2023/Jul

Public Complaints	
Policy	0
Service	0
Conduct	0

Date information collected from Professional Standards Bureau Commander Reports: 2023-10-20

Data Source

Ontario Provincial Police, Professional Standards Bureau Commander Reports
- Includes all public policy, service and conduct complaints submitted to the Office of the Independent Police Review Director (OIPRD)

Secondary Employment

Daily Activity Reporting Patrol Hours	
Total Hours	2023/Jul
Number of Cruiser Patrol Hours	399.50
Number of Motorcycle Patrol Hours	0.00
Number of Marine Patrol Hours	4.50
Number of ATV Patrol Hours	0.00
Number of Snowmobile Patrol Hours	0.00
Number of Bicycle Patrol Hours	24.50
Number of Foot Patrol Hours	251.25
Number of School Patrol Hours	1.00

Data source (Daily Activity Reporting System) date: 2023/10/14

Detachment: 2F - KENORA
Location code(s): 2F00 - KENORA
Area code(s): 2008 - Kenora (old association)

Report Generated by:
Duggan, Jeffrey

Report Generated on:
20-Oct-23 1:22:38 PM
PP-CSC-Operational Planning-4300

Police Services Board Report for August PSB Report 2023
2023/Aug

Public Complaints	
Policy	0
Service	0
Conduct	0

Date information collected from Professional Standards Bureau Commander Reports: 2023-10-20

Data Source

Ontario Provincial Police, Professional Standards Bureau Commander Reports
- Includes all public policy, service and conduct complaints submitted to the Office of the Independent Police Review Director (OIPRD)

Secondary Employment

Daily Activity Reporting Patrol Hours	
Total Hours	2023/Aug
Number of Cruiser Patrol Hours	447.75
Number of Motorcycle Patrol Hours	0.00
Number of Marine Patrol Hours	14.00
Number of ATV Patrol Hours	0.00
Number of Snowmobile Patrol Hours	0.00
Number of Bicycle Patrol Hours	0.00
Number of Foot Patrol Hours	209.25
Number of School Patrol Hours	15.50

Data source (Daily Activity Reporting System) date: 2023/10/14

Detachment: 2F - KENORA
Location code(s): 2F00 - KENORA
Area code(s): 2008 - Kenora (old association)

Report Generated by:
Duggan, Jeffrey

Report Generated on:
20-Oct-23 1:23:16 PM
PP-CSC-Operational Planning-4300

Municipal Policing Estimated and Reconciled Costs
2020 Through 2024 Data

Account Name	Municipality Name	Detachment	OSR Number	Contract Number	Region	2024 Annual Billing Statement Data										Historical Information for Reference Purposes										
						2024 Total Available Funding	2024 Total Available Funding - Vendor	2024 Total Available Funding - Vendor - Other	2024 Contract Estimate	2024 Contract Estimate - Other	2024 Total Available Funding	2024 Total Available Funding - Vendor	2024 Total Available Funding - Vendor - Other	2024 Contract Estimate	2024 Contract Estimate - Other	2024 Total Available Funding	2024 Total Available Funding - Vendor	2024 Total Available Funding - Vendor - Other	2024 Contract Estimate	2024 Contract Estimate - Other						
Account Name	Municipality Name	Detachment	OSR Number	Contract Number	Region	2024 Total Available Funding	2024 Total Available Funding - Vendor	2024 Total Available Funding - Vendor - Other	2024 Contract Estimate	2024 Contract Estimate - Other	2024 Total Available Funding	2024 Total Available Funding - Vendor	2024 Total Available Funding - Vendor - Other	2024 Contract Estimate	2024 Contract Estimate - Other	2024 Total Available Funding	2024 Total Available Funding - Vendor	2024 Total Available Funding - Vendor - Other	2024 Contract Estimate	2024 Contract Estimate - Other	2024 Total Available Funding	2024 Total Available Funding - Vendor	2024 Total Available Funding - Vendor - Other	2024 Contract Estimate	2024 Contract Estimate - Other	
Account Name	Municipality Name	Detachment	OSR Number	Contract Number	Region	6,123,243	2,827,231	6,123,243	2,827,231	2,827,231	6,123,243	2,827,231	6,123,243	2,827,231	2,827,231	6,123,243	2,827,231	6,123,243	2,827,231	2,827,231	6,123,243	2,827,231	6,123,243	2,827,231	6,123,243	2,827,231

CITY OF KENORA

VIOLENT OCCURRENCE COUNTS AND CLEARANCE RATES

Data extracted: 19 October 2023

Submission date: 19 October 2023

TOTAL VIOLENT OCCURRENCES [ALL 1* VIOLATIONS - FIRST LEVEL]

FOR A LIST OF INCLUDED VIOLATIONS [Click here](#)

	JAN	FEB	MAR	APR	MAY	JUN	JUL	AUG	SEP	YTD2023 SEP	YTD2022 SEP	YTD % CHANGE	YTD2023 CLR RATE
2F00 - KENORA	39	47	42	36	55	53	54	56	55	437	462	-5%	68%
ALL OPP REGIONS													67%

ASSAULT OCCURRENCES [FIRST LEVEL]

FOR A LIST OF INCLUDED VIOLATIONS [Click here](#)

	JAN	FEB	MAR	APR	MAY	JUN	JUL	AUG	SEP	YTD2023 SEP	YTD2022 SEP	YTD % CHANGE	YTD2023 CLR RATE
2F00 - KENORA	21	27	26	24	34	35	32	35	28	262	262	0%	77%
ALL OPP REGIONS													80%

SEXUAL ASSAULT OCCURRENCES [FIRST LEVEL]

FOR A LIST OF INCLUDED VIOLATIONS [Click here](#)

	JAN	FEB	MAR	APR	MAY	JUN	JUL	AUG	SEP	YTD2023 SEP	YTD2022 SEP	YTD % CHANGE	YTD2023 CLR RATE
2F00 - KENORA	5	5	3	1	8	5	9	9	10	55	55	0%	43%
ALL OPP REGIONS													54%

CRIMINAL HARASSMENT OCCURRENCES [FIRST LEVEL]

FOR A LIST OF INCLUDED VIOLATIONS [Click here](#)

	JAN	FEB	MAR	APR	MAY	JUN	JUL	AUG	SEP	YTD2023 SEP	YTD2022 SEP	YTD % CHANGE	YTD2023 CLR RATE
2F00 - KENORA	3	1	1	4	1	2	0	3	6	21	27	-22%	21%
ALL OPP REGIONS													44%

DOMESTIC DISTURBANCE OCCURRENCES [ALL LEVELS]

	JAN	FEB	MAR	APR	MAY	JUN	JUL	AUG	SEP	YTD2023 SEP	YTD2022 SEP	YTD % CHANGE
2F00 - KENORA	48	43	54	45	56	51	68	61	43	469	527	-11%

CITY OF KENORA CHARGES

Data extracted: 19 October 2023

Submission date: 19 October 2023

CRIMINAL CODE CHARGES

	JAN	FEB	MAR	APR	MAY	JUN	JUL	AUG	SEP	YTD2023 SEP	YTD2022 SEP	YTD % CHANGE
2F00 - KENORA	138	149	150	117	191	146	120	130	124	1265	1188	6%

CONTROLLED DRUGS & SUBSTANCES ACT CHARGES

	JAN	FEB	MAR	APR	MAY	JUN	JUL	AUG	SEP	YTD2023 SEP	YTD2022 SEP	YTD % CHANGE
2F00 - KENORA	15	2	1	7	17	18	9	5	4	78	78	0%

LLCA CHARGES

	JAN	FEB	MAR	APR	MAY	JUN	JUL	AUG	SEP	YTD2023 SEP	YTD2022 SEP	YTD % CHANGE
2F00 - KENORA	0	5	1	1	6	0	4	3	2	22	29	-24%

Notes

<p>General</p>	<p>Parameters for this report include all Reported types, including unfounded, all Stats Can statuses (e.g., valid and invalid) and all Coverage Types (all First Nations). These parameters are different than what is used by the Business Management Bureau for Annual Reports/Action Plans/Progress Reports but is done intentionally to reflect regional workload.</p> <p>Dryden amalgamation occurred on February 24, 2022. As of April 11, 2022, there are only 10 UCRs recorded in the Dryden RMS domain in 2022; there are 1073 occurrences in 2022 with missing UCRs and 4 occurrences with invalid UCRs.</p> <p>Violent, Property, and Charges tabs include Dryden Police Service YTD 2021 data for January-December and 4 year average from Dryden Domain Niche RMS saved searches ex61, ex163, ex163A, ex163C (PONs tab does not)</p> <p>Clearance Rates do not include Dryden Police Service clearance rates</p>
<p>4 Year Average</p>	<p>2018-2021 inclusive</p>
<p>Clearance Rates</p>	<p>Source: BI RMS New Clearance Rate Cube (Stats Can)</p> <p>Note: Classification of clearance statuses changed in Aug. 2018 following the Sexual Assault - Unfounded - review undertaken by CCJS.</p> <p>1) Regional average is not based on the average of 9 detachments; rather, the average of all Violent / Property occurrences.</p> <p>2) Calculation: Clearance Rate = Total Cleared (Cleared by Charge + Cleared Otherwise) / Actual Occurrences. The /0 often represents "Unfounded" occurrences, as opposed to 0% which means NOT CLEARED (e.g., Open Still Under Investigation, Insuff. Evidence to Proceed, Victim/Complainant Declines to Proceed (no CSC identified)).</p> <p>3) 4-year average 2018-2021 inclusive.</p>

VIOLENT UCR CODES

As they appear in the Business Intelligence Cube
First level UCR only, except Domestic Disturbance (All Level)

VIOLENT UCR

1110 - Murder 1st Degree
1120 - Murder 2nd Degree
1130 - Manslaughter
1140 - Infanticide
1150 - Criminal Neg. Causing Death
1160 - Other Related Offences Causing Death -Master code
1210 - Attempted Murder
1220 - Conspire to Commit Murder
1300 - Sexual offence occurring prior to January 4, 1983
1310 - Aggravated Sexual Assault
1320 - Sexual Assault With a Weapon
1330 - Sexual Assault
1340 - Other Criminal Code * Sec.151 - Sec.160 **INACTIVE**
1345 - Sexual Interference
1350 - Invitation to Sexual Touching
1355 - Sexual Exploitation
1356 - Sexual exploitation of a person with a disability
1360 - Incest
1365 - Corrupting morals of a child
1367 - Sexually explicit material to child with intent
1368 - Parent or guardian procuring sexual activity
1369 - Householder permitting sexual activity
1370 - Luring a child via a computer
1371 - Agreement or Arrangement - sexual offence against child
1375 - Anal Intercourse
1380 - Bestiality - Commit/Compel/Incite Person
1381 - Bestiality - in presence of, or incites, a child
1385 - Voyeurism

ASSAULT UCR

1410 - Aggravated Assault-Level 3
1420 - Assault With Weapon or Causing Bodily Harm-Level 2
1430 - Assault-Level 1
1440 - Unlawfully Causing Bodily Harm

1390 - Non-Consensual Distribution of Intimate Images
1410 - Aggravated Assault-Level 3
1420 - Assault With Weapon or Causing Bodily Harm-Level 2
1430 - Assault-Level 1
1440 - Unlawfully Causing Bodily Harm
1450 - Discharge Firearm with Intent
1455 - Using firearm (or imitation) in commission of offence
1457 - Pointing a Firearm
1460 - Assault Peace Officer
1461 - Assault Peace Officer w/weapon Bodily Harm
1462 - Assault Peace Officer Aggravated
1470 - Criminal Negligence: Bodily Harm
1475 - Trap likely to or cause bodily harm
1480 - Other Assaults / Admin Noxious thing
1510 - Kidnapping/Confinement -Master Code **INACTIVE**
1515 - Kidnapping
1516 - Forcible confinement
1520 - Hostage Taking
1525 - Trafficking in persons
1530 - Abduction Under 14
1540 - Abduction Under 16
1545 - Remove Child from Canada
1550 - Abduction Contravening A Custody Order
1560 - Abduction-No Custody Order
1610 - Robbery -Master code
1611 - Robbery of firearms
1620 - Extortion
1621 - Intimidation of a justice system participant or a journalist
1622 - Intimidation of a non-justice participant
1625 - Criminal Harassment
1626 - Threatening / Indecent Phone Calls
1627 - Utter Threats -Master code
1628 - Explosives -master code

1629 - Arson: Disregard for Human Life
1630 - Other Criminal Code * against public order
1631 - Failure to comply with safeguards (MAID)
1632 - Forging/destruction of documents (MAID)
1711 - Obtaining sexual services for consideration
1712 - Obtaining sexual services for consideration under 18
1721 - Material benefit from sexual services
1722 - Material benefit from sexual services provided under 18
1731 - Procuring
1732 - Procuring a person under the age of 18 years
1740 - Advertising sexual services

SEXUAL ASSAULT UCR

- 1300 - Sexual offence occurring prior to January 4, 1983
- 1310 - Aggravated Sexual Assault
- 1320 - Sexual Assault With a Weapon
- 1330 - Sexual Assault
- 1345 - Sexual Interference
- 1350 - Invitation to Sexual Touching
- 1355 - Sexual Exploitation
- 1356 - Sexual exploitation of a person with a disability

CRIM HARASSMENT UCR

- 1625 - Criminal Harassment

DOMESTIC DISTURBANCE

- 8506 - Domestic Disturbance

PROPERTY UCR CODES

As they appear in the Business Intelligence Cube

First level UCR only

PROPERTY UCR

2110 - Arson - Master Code
2120 - Break & Enter
2121 - Break & Enter - Firearms
2125 - Break & Enter - steal firearm from motor vehicle
2130 - Theft Over -master code
2131 - Theft Over \$5,000 - Motor Vehicle [master code] **INACTIVE**
2132 - Theft FROM Motor Vehicle Over \$5,000
2133 - Theft Over \$5,000 [SHOPLIFTING]
2135 - Theft of Motor Vehicle
2140 - Theft Under -master code
2141 - Theft Under \$5,000 - Motor Vehicle [master code] **INACTIVE**
2142 - Theft FROM Motor Vehicle Under \$5,000
2143 - Theft Under \$5,000 [SHOPLIFTING]
2150 - Possession of Stolen Goods - master code
2152 - Trafficking in Stolen Goods over \$5,000
2153 - Possession of Stolen Goods over \$5,000
2155 - Trafficking in Stolen Goods under \$5,000
2156 - Possession of Stolen Goods under \$5,000
2160 - Fraud -Master code
2165 - Identity Theft
2166 - Identity Fraud
2170 - Mischief - master code
2172 - Mischief to Property > \$5,000 **INACTIVE**
2174 - Mischief to Property <= \$5,000 **INACTIVE**
2175 - Mischief in Relation to Cultural Property
2176 - Mischief to Religious Property motivated by Hate
2177 - Mischief Relating to War Memorials
2178 - Altering/Destroying/Removing a vehicle identification number

B&E UCR

2120 - Break & Enter
2121 - Break & Enter - Firearms
2125 - Break & Enter - steal firearm from motor vehicle

THEFT OVER UCR

2131 - Theft Over \$5,000 - Motor Vehicle [master code] **INACTIVE**

2132 - Theft FROM Motor Vehicle Over \$5,000

2133 - Theft Over \$5,000 [SHOPLIFTING]

2135 - Theft of Motor Vehicle

2130 - Theft Over -master code

THEFT UNDER UCR

2140 - Theft Under -master code

2141 - Theft Under \$5,000 - Motor Vehicle [master code] **INACTIVE*

2142 - Theft FROM Motor Vehicle Under \$5,000

2143 - Theft Under \$5,000 [SHOPLIFTING]

MISCHIEF UCR

2170 - Mischief - master code

2174 - Mischief to Property <= \$5,000 ****INACTIVE****

2172 - Mischief to Property > \$5,000 ****INACTIVE****

2175 - Mischief in Relation to Cultural Property

2176 - Mischief to Religious Property motivated by Hate

2177 - Mischief Relating to War Memorials